

Using multigrid for surface consistent statics

John Millar, J. C. Bancroft, CREWES

Summary

By expressing the surface consistent equations as a matrix operation, a multigrid method was adapted to separate source and geophone statics. Dividing residual statics into source and receiver components is done to prevent statics shifts from altering the structure of the data. The method is compared to an approximation allowing us to perform a direct inversion, and a Gauss-Seidel relaxation method, frequently in use in production processing. Multigrid shows a greater ability to resolve the long wavelength components of the statics on a synthetic data set.

Introduction

The application of surface consistent residual statics are an important part of any seismic data processing flow. Static corrections are due to variations in the near surface geology. The effect of the near surface on event traveltimes can often be approximated as a bulk shift on each recorded trace.

Most methods for estimating the bulk static shift needed to correct a prestack trace usually involve cross correlating a trace with a model trace. The time delay of the maximum of the crosscorrelation is the total required static shift.

The method assumes that each trace has a timeshift due to a combined delay from each geophone and source pair. The static shift comes from the effect of the source location on the downward travelling wave, and the receiver location on the upward travelling wave. We separate the two time delays into source and receiver components before applying them to the data. This is to help avoid arbitrarily changing the structure of the stack section Bancroft et al. (2000).

The system of equations that results from this problem is over-determined (more equations than unknowns), requiring a least squares solution. As well, the system is under-constrained (more unknowns than independent equations), restricting the available methods to obtain a solution (Marsden, 1993).

In this paper, the surface consistent equations are studied. The problem of decoupling the source and receiver statics are expressed as a matrix operation of the form

$$\mathbf{A}\mathbf{s} = \mathbf{t}. \tag{1}$$

Here, \mathbf{A} is a matrix of coefficients, \mathbf{t} is a vector with all of the calculated time shifts for a trace, and \mathbf{s} is an unknown vector of the separated source and receiver statics.

Several methods of solution are explored, including a

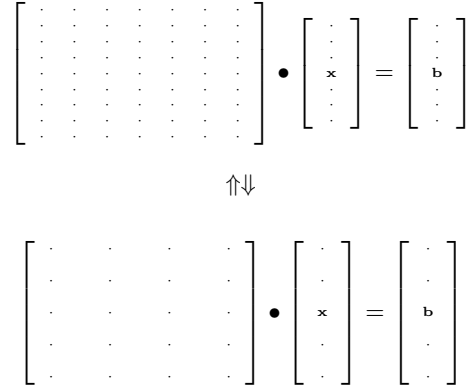


Fig. 1: Restriction (\Downarrow) versus Interpolation (\Uparrow).

multigrid method. Multigrid methods are a *decomposition of scale* for the problem. With the help of an antialias filter, the number of the unknowns in the problem is temporarily reduced, as per Figure 1. After this reduced system is solved, the solution is interpolated to a higher sampling rate. The interpolated points are corrected using an iterative method, such as Gauss-Seidel. This cycle of interpolation and correction is repeated until the desired grid spacing is achieved.

Surface consistent equations

The total traveltime error for each trace T_{ijkl} can be expressed as

$$T_{ijkl} = S_i + R_j + M_k + O_l, \tag{2}$$

taking a contribution from the i^{th} source static, S_i , and the j^{th} receiver static, R_j . The M_k refers to the structural term at midpoint k , and an offset dependant moveout error O_l . For simplicity, in this paper, we assume that both $M = O = 0$,

$$T_{ij} = S_i + R_j, \tag{3}$$

which we justify in the conclusions.

To express T_{ij} as a vector, T_n , we employ the formula

$$n = (i - 1) * N_{live} + i^*, \tag{4}$$

with N_{live} as the number of live geophones per shot gather, and i^* is the trace number within the shot record.

Consider a simple seismic survey, with 3 shots and 4 receivers. Writing down an equation for each of the calculated time shifts, and organizing the sources and receivers

Multigrid statics

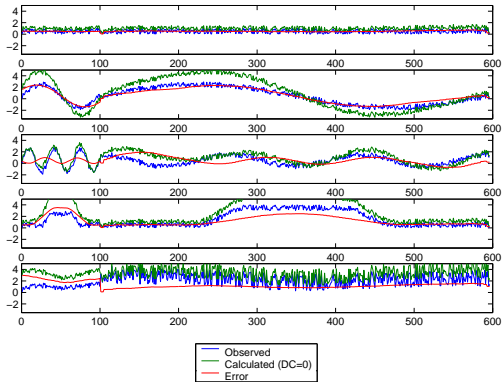


Fig. 2: The Direct inversion results. The first 100 entries are source statics. Wavelengths above the spread length of 100 stations are not accurately calculated.

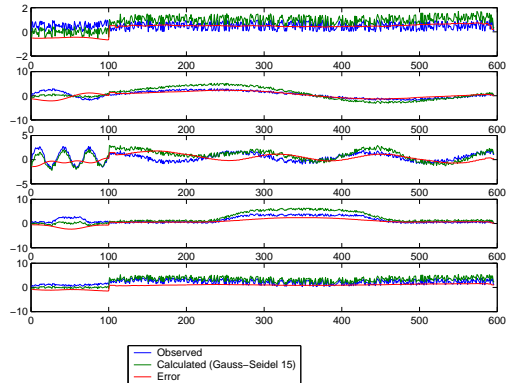


Fig. 3: The Gauss-Seidel inversion results. The first 100 entries are source statics. Wavelengths above the spread length of 100 stations are not accurately calculated.

Inversion Results

Direct Inversion

As well as being overdetermined, the normal equations are underconstrained by 1, (1 more unknown than independent equations). This makes some inversion methods difficult to use, as there is no true unique inverse. To perform a direct inversion, we need to add an additional condition or equation to make the method stable. By adding a single equation to the matrix, we can force all of the sources or receivers in each gather to have a zero average. This zeros all the off-diagonal coefficients in $\mathbf{A}^T \mathbf{A}$. From there it is straightforward to calculate the inverse, as equation 9 becomes

$$\mathbf{A}^T \mathbf{A} = \begin{bmatrix} \mathbf{S} & \mathbf{0} \\ \mathbf{0} & \mathbf{R} \end{bmatrix}. \quad (16)$$

The resulting matrix is diagonal, so the inverse of the matrix is trivial to calculate, as it is just the inverse of the diagonal entries of the matrix.

By enforcing the condition that each gather has a zero average, we force the solution to not have any wavelengths longer than the spread. In Figure 2, the results of this fast inversion are depicted. A variety of models with long wavelength statics were calculated. A random number was added to a smoothly varying function, to give source and receiver statics. This sum was used to calculate a timeshift for each trace. Using only the timeshifts and the geometry, an attempt was made to recover the separate source and receiver statics. For the direct inversion method, The longer wavelength components are not well represented. The survey parameters are for 100 shots, each with 100 live receivers, with a spread that advances by 4 stations with each shot.

Gauss Seidel

Instead of forcing the DC term to zero and performing a direct inversion, an alternative approach is to solve this problem using an iterative method, such as Gauss-Seidel relaxation. By cycling through each value in the unknowns, and updating it using equations 14 and 15, we can revise our estimation of the source and receiver statics. The Gauss-Seidel method converges very quickly to the solution for high frequencies. However, the solution after 15 iterations is barely distinguishable from the solution after 3 iterations, as the long wavelengths are corrected very slowly. To properly estimate the long wavelength statics using the Gauss-Seidel correction is highly unpractical. Figure 3 shows the solution. The quality of the solution is similar to that of the direct inversion method.

Multigrid

Anti-alias filtering the data groups adjacent shots (receivers) together. When we reduce the number of grid points down to a small number, what we are doing is averaging across multiple spread lengths to form the long wavelength trends. Not only do we save computer time by doing a large part of the work on smaller systems of equations, we are also increasing the convergence rate of the iterative method employed. As can be seen in Figure 3, the Gauss-Seidel correction quickly attenuates error terms whose wavelength is near that of the grid spacing. Any trends in the data not attenuated are solved for at the coarser grid spacing. For more information on how the multigrid method works, see Millar and Bancroft (2003). The amount of computer effort required to produce the multigrid solution to the system is approximately twice that of one Gauss-Seidel correction (Bancroft and Millar, 2003). However, the

Multigrid statics

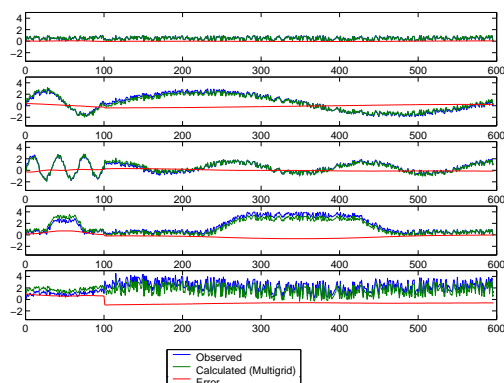


Fig. 4: The multigrid inversion results. The first 100 entries are source statics. All wavelengths are more accurately calculated than in the other examples.

results of the multigrid inversion are far superior, as can be seen in Figure 4.

Conclusions

Long wavelength trends in residual statics can appear in a stacked section as a structural artifact. As well, errors in static predictions lead to errors in velocity analysis, and degrade image quality. It is preferred to model the statics as being surface consistent, as large CMP oriented statics can greatly effect the apparent structure in a stack section.

Our analysis shows that it may be possible to recover these longer wavelength static corrections in the data, by using a multigrid method. The accuracy of the method on the synthetic data provided is far superior for multigrid methods, with a small reduction in the amount of necessary computer time. Further tests on field data are pending.

Multigrid methods are proving themselves to be a fast, robust, and straightforward method for solving a variety of problems in exploration geophysics. Over time it is planned to extend the method to include larger, non-linear systems, across multiple dimensions.

References

- Bancroft, J. C., and Millar, J., 2003, Applications of multigrid processing featuring deconvolution: Presented at the 17th Ann. Mtg., ASEG.
- Bancroft, J. C., Richards, A., and Ursenbach, C., 2000, Statics, the abusive power of trimming: CREWES Research Report.
- Marsden, D., 1993, Static corrections- a review, part iii: The Leading Edge.
- Millar, J., and Bancroft, J. C., 2003, Multi-grid principles: CREWES Research Report.
- Press, W. H., Teukolsky, S. A., Vetterling, W. T., and Flannery, B. P., 1992, Numerical recipes in c: Cambridge University Press, 2nd edition.
- Shewchuk, J. R., 2002, An introduction to the conjugate gradient method without the agonizing pain: unpublished.
- Shih, R. C., and Levander, A. R., 1985, Multi-grid reverse-time migration: American Geophysical Union, fall meeting.

Trefethen, L. N., 1996, Finite difference and spectral methods for ordinary and partial differential equations: unpublished.

Trottenberg, U., Oosterlee, C., and Schüller, A., 2001, Multigrid: Academic Press.

Wesseling, P., 1992, An introduction to multigrid methods: John Wiley & Sons.